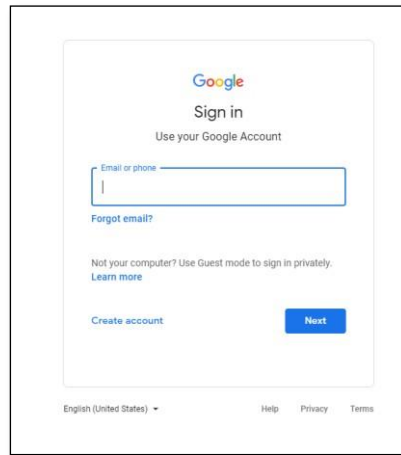
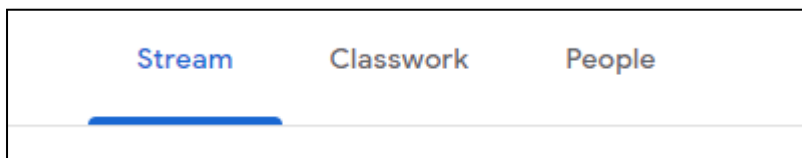


Parent's guide Google Classroom

1. Go to: classroom.google.com
2. Sign in using the provided username and password:



3. Once signed in, select your classroom
4. There are three options at the top:



Stream- allows your child to see notices posted by the class teacher as well as share their own learning and achievements. Only those within the class can see this.

Classwork- children to go here to see what learning has been set for them. They may be asked to complete this on paper or in their home-learning book, directly on the platform using docs, sheets or slides or maybe even complete a quiz.

People- Your child is unable to access this feature

If you are accessing Google Classroom via a tablet or mobile device, there is an App available for both iOS and Android.

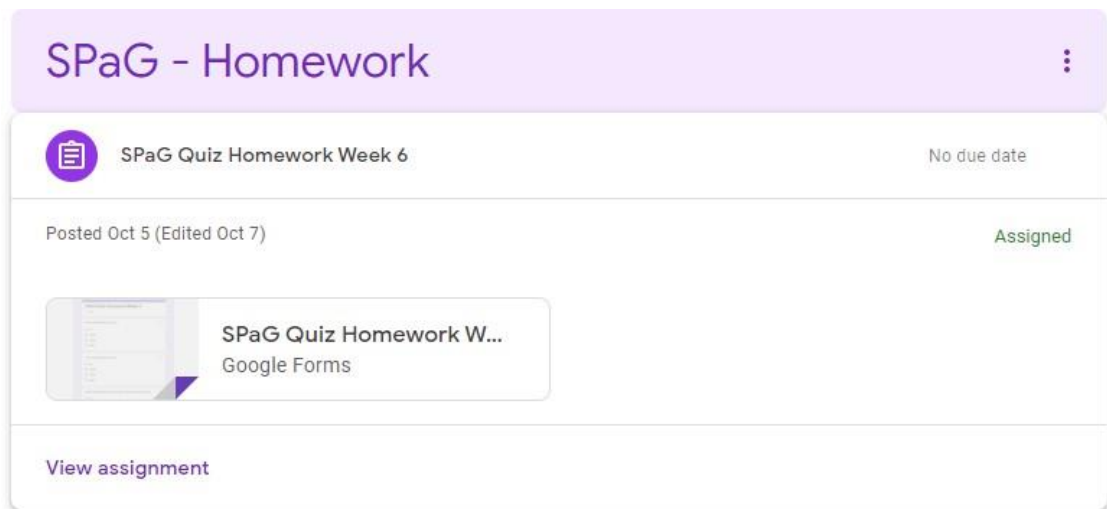




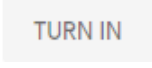
Parent's guide Google Classroom

To upload or complete a document via Google Classroom:

Documents linked to homework




1. While signed into your class, click on 'Classwork'
2. Here you will see the learning that your child has been set. Click on the 'View Assignment' button at the bottom to go into the piece of work and instructions



3. If the instructions require you to upload something, you will be able to click 'Add/Create' at the side of the page to either upload a photo or file from the device, or to use the G-Suite to complete the work online. If you complete the work online using Docs, Slides, Sheets or Drawings then the work saves automatically but will need to be 'turned in' in order to submit it to the teacher.   
4. They may be asked to complete this on paper or directly on the platform using docs, sheets or slides or maybe even complete a quiz.

Uploading additional documents

1. If you child has been asked to submit a piece of work with no specific assignment, or they are particularly proud of, you may upload a document directly into the Class Drive folder

 [Meet](#)  [Google Calendar](#)  [Class Drive folder](#)

2. Click on Class Drive folder, then 'New' and 'File upload' to upload a

Parent's guide
Google Classroom

document or photo from anywhere on your device.